

## ISSUER COMMENT

1 May 2018

### RATING

**General Obligation (or GO Related) <sup>1</sup>**

Aa2 No Outlook

### Contacts

Catherine E Nicolosi +1.214.979.6861  
Associate Lead Analyst  
catherine.nicolosi@moody's.com

Thomas Jacobs +1.212.553.0131  
Senior Vice President  
thomas.jacobs@moody's.com

### CLIENT SERVICES

Americas	1-212-553-1653
Asia Pacific	852-3551-3077
Japan	81-3-5408-4100
EMEA	44-20-7772-5454

## Port Jefferson Union Free School District, NY

### Annual Comment on Port Jefferson UFSD

#### Issuer Profile

Port Jefferson Union Free School District is located in Suffolk County, New York, on the north shore of Long Island, approximately 50 miles east of New York City. The county has a population of 1,498,130 and a high population density of 1,642 people per square mile. The county's median family income is \$104,790 (1st quartile) and the December 2017 unemployment rate was 4.5% (3rd quartile) <sup>2</sup>. The largest industry sectors that drive the local economy are health services, retail trade, and local government.

#### Credit Overview

The credit position for Port Jefferson UFSD is very high quality, and its Aa2 rating is slightly stronger than the median rating of Aa3 for US school districts. Notable credit factors include a robust financial position, a very strong wealth and income profile and a healthy tax base. The credit position also reflects a negligible debt burden and a mid-ranged pension liability.

**Finances:** The district has a robust financial position, which is relatively favorable when compared to the assigned rating of Aa2. Port Jefferson UFSD's cash balance as a percent of operating revenues (53.1%) is far superior to the US median, and saw an impressive increase between 2013 and 2017. Furthermore, fund balance as a percent of operating revenues (37.5%) is far stronger than other Moody's-rated school districts nationwide.

**Economy and Tax Base:** Overall, the district has an exceptionally healthy economy and tax base, which are relatively favorable in comparison to its Aa2 rating. Median family income equates to a robust 226.9% of the US level. Moreover, full value per capita (\$332,447) is materially above the US median, and stayed the same between 2013 and 2016. Port Jefferson UFSD's total full value (\$2.5 billion) is slightly stronger than other Moody's-rated school districts nationwide.

**Debt and Pensions:** The debt burden of the district is negligible and is favorable with respect to the assigned rating of Aa2. Net direct debt to full value (0.2%) is significantly below the US median, and stayed flat between 2013 and 2017. Yet, the pension liability of Port Jefferson UFSD is mid-ranged and is weak in relation to its Aa2 rating. Moody's-adjusted net pension liability to operating revenues (1.2x) favorably is slightly under the US median. The majority of New York school districts receive state building aid reimbursements for approved capital spending which can be used to help offset debt costs.

**Management and Governance:** New York school districts have an Institutional Framework score <sup>3</sup> of A, which is moderate compared to the nation. Institutional Framework scores

measure a sector's legal ability to increase revenues and decrease expenditures. New York school districts operate within a state-imposed property tax cap, which limits their ability to increase their operating levy by the lesser of 2% or CPI. This cap cannot be overridden at the local level, but can be overridden with 60% voter approval. Unpredictable revenue fluctuations tend to be low, or less than 5% annually. Across the sector, fixed and mandated costs are generally greater than 25% of expenditures. New York State has public sector unions and the additional constraint of the Triborough Amendment, which limits the ability to cut expenditures. Unpredictable expenditure fluctuations tend to be moderate, or between 5-10% annually.

### **Sector Trends - New York School Districts**

New York's economic expansion continues, although it varies widely by region. School districts continue to be constrained by the statewide property tax cap, but most are able to maintain balanced operations, in part due to favorable state aid trends and declining required pension contributions. Enrollment has generally remained flat with modest increases in some areas. Charter schools have not created pressure in New York.

This publication does not announce a credit rating action. For any credit ratings referenced in this publication, please see the ratings tab on the issuer/entity page on [www.moody's.com](http://www.moody's.com) for the most updated credit rating action information and rating history.

## EXHIBIT 1

Key Indicators [4.5](#) Port Jefferson UFSD

	2013	2014	2015	2016	2017	US Median	Credit Trend
<b>Economy / Tax Base</b>							
Total Full Value	\$2,646M	\$2,524M	\$2,520M	\$2,518M	N/A	\$1,870M	Stable
Full Value Per Capita	\$335,817	\$320,068	\$325,516	\$332,447	N/A	\$83,193	Stable
Median Family Income (% of US Median)	224%	230%	227%	227%	227%	103%	Stable
<b>Finances</b>							
Available Fund Balance as % of Operating Revenues	30.7%	36.8%	36.1%	36.0%	37.5%	21.0%	Improved
Net Cash Balance as % of Operating Revenues	29.4%	37.2%	40.5%	49.3%	53.1%	25.7%	Improved
<b>Debt / Pensions</b>							
Net Direct Debt / Full Value	0.3%	0.2%	0.2%	0.1%	0.2%	1.5%	Stable
Net Direct Debt / Operating Revenues	0.19x	0.15x	0.12x	0.09x	0.13x	0.72x	Stable
Moody's-adjusted Net Pension Liability (3-yr average) to Full Value	1.8%	2.0%	2.1%	1.7%	2.0%	3.0%	Stable
Moody's-adjusted Net Pension Liability (3-yr average) to Operating Revenues	1.25x	1.28x	1.29x	1.03x	1.23x	1.54x	Stable

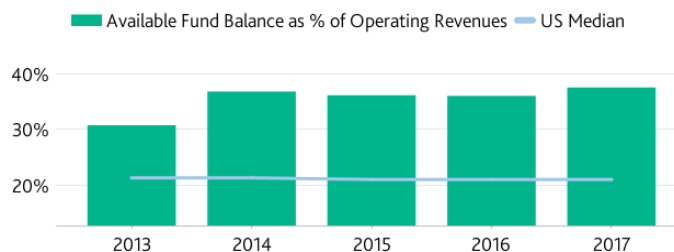
  

	2013	2014	2015	2016	2017	US Median
<b>Debt and Financial Data</b>						
Population	7,880	7,888	7,744	7,576	N/A	N/A
Available Fund Balance (\$000s)	\$11,851	\$14,538	\$14,633	\$14,833	\$15,565	\$8,051
Net Cash Balance (\$000s)	\$11,347	\$14,703	\$16,400	\$20,304	\$22,053	\$9,817
Operating Revenues (\$000s)	\$38,556	\$39,534	\$40,528	\$41,210	\$41,504	\$38,823
Net Direct Debt (\$000s)	\$7,140	\$6,000	\$4,865	\$3,670	\$5,561	\$26,674
Moody's Adjusted Net Pension Liability (3-yr average) (\$000s)	\$48,045	\$50,426	\$52,327	\$42,554	\$51,220	\$54,746

Source: Moody's Investors Service

## EXHIBIT 2

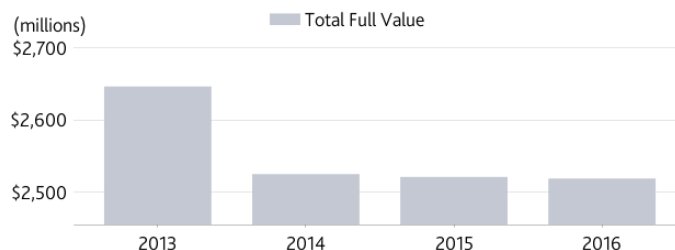
## Available fund balance as a percent of operating revenues increased from 2013 to 2017



Source: Issuer financial statements; Moody's Investors Service

## EXHIBIT 3

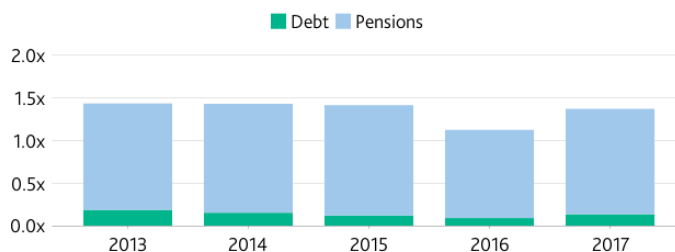
## Full value of the property tax base decreased from 2013 to 2016



Source: Issuer financial statements; Government data sources; Offering statements; Moody's Investors Service

## EXHIBIT 4

## Moody's-adjusted net pension liability to operating revenues remained stable from 2013 to 2017



Source: Issuer financial statements; Government data sources; Offering statements; Moody's Investors Service

## Endnotes

- 1 The rating referenced in this report is the issuer's General Obligation (GO) rating or its highest public rating that is GO-related. A GO bond is generally backed by the full faith and credit pledge and total taxing power of the issuer. GO-related securities include general obligation limited tax, annual appropriation, lease revenue, non-ad valorem, and moral obligation debt. The referenced ratings reflect the government's underlying credit quality without regard to state guarantees, enhancement programs or bond insurance.
- 2 The demographic data presented, including population, population density, per capita personal income and unemployment rate are derived from the most recently available US government databases. Population, population density and per capita personal income come from the American Community Survey while the unemployment rate comes from the Bureau of Labor Statistics.

The largest industry sectors are derived from the Bureau of Economic Analysis. Moody's allocated the per capita personal income data and unemployment data for all counties in the US census into quartiles. The quartiles are ordered from strongest-to-weakest from a credit perspective: the highest per capita personal income quartile is first quartile, and the lowest unemployment rate is first quartile.

- 3 The institutional framework score assesses a municipality's legal ability to match revenues with expenditures based on its constitutionally and legislatively conferred powers and responsibilities. See [US Local Government General Obligation Debt \(December 2016\)](#) methodology report for more details.
- 4 For definitions of the metrics in the Key Indicators Table, [US Local Government General Obligation Methodology and Scorecard User Guide \(July 2014\)](#). Metrics represented as N/A indicate the data were not available at the time of publication.
- 5 The medians come from our most recently published local government medians report, [Medians - Tax Base Growth Reinforces Sector Stability as Pension Troubles Remain \(March 2017\)](#) which is available on Moodys.com. The medians presented here are based on the key metrics outlined in Moody's GO methodology and the associated scorecard.

© 2018 Moody's Corporation, Moody's Investors Service, Inc., Moody's Analytics, Inc. and/or their licensors and affiliates (collectively, "MOODY'S"). All rights reserved.

CREDIT RATINGS ISSUED BY MOODY'S INVESTORS SERVICE, INC. AND ITS RATINGS AFFILIATES ("MIS") ARE MOODY'S CURRENT OPINIONS OF THE RELATIVE FUTURE CREDIT RISK OF ENTITIES, CREDIT COMMITMENTS, OR DEBT OR DEBT-LIKE SECURITIES, AND MOODY'S PUBLICATIONS MAY INCLUDE MOODY'S CURRENT OPINIONS OF THE RELATIVE FUTURE CREDIT RISK OF ENTITIES, CREDIT COMMITMENTS, OR DEBT OR DEBT-LIKE SECURITIES. MOODY'S DEFINES CREDIT RISK AS THE RISK THAT AN ENTITY MAY NOT MEET ITS CONTRACTUAL, FINANCIAL OBLIGATIONS AS THEY COME DUE AND ANY ESTIMATED FINANCIAL LOSS IN THE EVENT OF DEFAULT. CREDIT RATINGS DO NOT ADDRESS ANY OTHER RISK, INCLUDING BUT NOT LIMITED TO: LIQUIDITY RISK, MARKET VALUE RISK, OR PRICE VOLATILITY. CREDIT RATINGS AND MOODY'S OPINIONS INCLUDED IN MOODY'S PUBLICATIONS ARE NOT STATEMENTS OF CURRENT OR HISTORICAL FACT. MOODY'S PUBLICATIONS MAY ALSO INCLUDE QUANTITATIVE MODEL-BASED ESTIMATES OF CREDIT RISK AND RELATED OPINIONS OR COMMENTARY PUBLISHED BY MOODY'S ANALYTICS, INC. CREDIT RATINGS AND MOODY'S PUBLICATIONS DO NOT CONSTITUTE OR PROVIDE INVESTMENT OR FINANCIAL ADVICE, AND CREDIT RATINGS AND MOODY'S PUBLICATIONS ARE NOT AND DO NOT PROVIDE RECOMMENDATIONS TO PURCHASE, SELL, OR HOLD PARTICULAR SECURITIES. NEITHER CREDIT RATINGS NOR MOODY'S PUBLICATIONS COMMENT ON THE SUITABILITY OF AN INVESTMENT FOR ANY PARTICULAR INVESTOR. MOODY'S ISSUES ITS CREDIT RATINGS AND PUBLISHES MOODY'S PUBLICATIONS WITH THE EXPECTATION AND UNDERSTANDING THAT EACH INVESTOR WILL, WITH DUE CARE, MAKE ITS OWN STUDY AND EVALUATION OF EACH SECURITY THAT IS UNDER CONSIDERATION FOR PURCHASE, HOLDING, OR SALE.

MOODY'S CREDIT RATINGS AND MOODY'S PUBLICATIONS ARE NOT INTENDED FOR USE BY RETAIL INVESTORS AND IT WOULD BE RECKLESS AND INAPPROPRIATE FOR RETAIL INVESTORS TO USE MOODY'S CREDIT RATINGS OR MOODY'S PUBLICATIONS WHEN MAKING AN INVESTMENT DECISION. IF IN DOUBT YOU SHOULD CONTACT YOUR FINANCIAL OR OTHER PROFESSIONAL ADVISER. ALL INFORMATION CONTAINED HEREIN IS PROTECTED BY LAW, INCLUDING BUT NOT LIMITED TO, COPYRIGHT LAW, AND NONE OF SUCH INFORMATION MAY BE COPIED OR OTHERWISE REPRODUCED, REPACKAGED, FURTHER TRANSMITTED, TRANSFERRED, DISSEMINATED, REDISTRIBUTED OR RESOLD, OR STORED FOR SUBSEQUENT USE FOR ANY SUCH PURPOSE, IN WHOLE OR IN PART, IN ANY FORM OR MANNER OR BY ANY MEANS WHATSOEVER, BY ANY PERSON WITHOUT MOODY'S PRIOR WRITTEN CONSENT.

CREDIT RATINGS AND MOODY'S PUBLICATIONS ARE NOT INTENDED FOR USE BY ANY PERSON AS A BENCHMARK AS THAT TERM IS DEFINED FOR REGULATORY PURPOSES AND MUST NOT BE USED IN ANY WAY THAT COULD RESULT IN THEM BEING CONSIDERED A BENCHMARK.

All information contained herein is obtained by MOODY'S from sources believed by it to be accurate and reliable. Because of the possibility of human or mechanical error as well as other factors, however, all information contained herein is provided "AS IS" without warranty of any kind. MOODY'S adopts all necessary measures so that the information it uses in assigning a credit rating is of sufficient quality and from sources MOODY'S considers to be reliable including, when appropriate, independent third-party sources. However, MOODY'S is not an auditor and cannot in every instance independently verify or validate information received in the rating process or in preparing the Moody's publications.

To the extent permitted by law, MOODY'S and its directors, officers, employees, agents, representatives, licensors and suppliers disclaim liability to any person or entity for any indirect, special, consequential, or incidental losses or damages whatsoever arising from or in connection with the information contained herein or the use of or inability to use any such information, even if MOODY'S or any of its directors, officers, employees, agents, representatives, licensors or suppliers is advised in advance of the possibility of such losses or damages, including but not limited to: (a) any loss of present or prospective profits or (b) any loss or damage arising where the relevant financial instrument is not the subject of a particular credit rating assigned by MOODY'S.

To the extent permitted by law, MOODY'S and its directors, officers, employees, agents, representatives, licensors and suppliers disclaim liability for any direct or compensatory losses or damages caused to any person or entity, including but not limited to by any negligence (but excluding fraud, willful misconduct or any other type of liability that, for the avoidance of doubt, by law cannot be excluded) on the part of, or any contingency within or beyond the control of, MOODY'S or any of its directors, officers, employees, agents, representatives, licensors or suppliers, arising from or in connection with the information contained herein or the use of or inability to use any such information.

NO WARRANTY, EXPRESS OR IMPLIED, AS TO THE ACCURACY, TIMELINESS, COMPLETENESS, MERCHANTABILITY OR FITNESS FOR ANY PARTICULAR PURPOSE OF ANY SUCH RATING OR OTHER OPINION OR INFORMATION IS GIVEN OR MADE BY MOODY'S IN ANY FORM OR MANNER WHATSOEVER.

Moody's Investors Service, Inc., a wholly-owned credit rating agency subsidiary of Moody's Corporation ("MCO"), hereby discloses that most issuers of debt securities (including corporate and municipal bonds, debentures, notes and commercial paper) and preferred stock rated by Moody's Investors Service, Inc. have, prior to assignment of any rating, agreed to pay to Moody's Investors Service, Inc. for appraisal and rating services rendered by it fees ranging from \$1,500 to approximately \$2,500,000. MCO and MIS also maintain policies and procedures to address the independence of MIS's ratings and rating processes. Information regarding certain affiliations that may exist between directors of MCO and rated entities, and between entities who hold ratings from MIS and have also publicly reported to the SEC an ownership interest in MCO of more than 5%, is posted annually at [www.moody's.com](http://www.moody's.com) under the heading "Investor Relations — Corporate Governance — Director and Shareholder Affiliation Policy."

Additional terms for Australia only: Any publication into Australia of this document is pursuant to the Australian Financial Services License of MOODY'S affiliate, Moody's Investors Service Pty Limited ABN 61 003 399 657 AFSL 336969 and/or Moody's Analytics Australia Pty Ltd ABN 94 105 136 972 AFSL 383569 (as applicable). This document is intended to be provided only to "wholesale clients" within the meaning of section 761G of the Corporations Act 2001. By continuing to access this document from within Australia, you represent to MOODY'S that you are, or are accessing the document as a representative of, a "wholesale client" and that neither you nor the entity you represent will directly or indirectly disseminate this document or its contents to "retail clients" within the meaning of section 761G of the Corporations Act 2001. MOODY'S credit rating is an opinion as to the creditworthiness of a debt obligation of the issuer, not on the equity securities of the issuer or any form of security that is available to retail investors. It would be reckless and inappropriate for retail investors to use MOODY'S credit ratings or publications when making an investment decision. If in doubt you should contact your financial or other professional adviser.

Additional terms for Japan only: Moody's Japan K.K. ("MJKK") is a wholly-owned credit rating agency subsidiary of Moody's Group Japan G.K., which is wholly-owned by Moody's Overseas Holdings Inc., a wholly-owned subsidiary of MCO. Moody's SF Japan K.K. ("MSFJ") is a wholly-owned credit rating agency subsidiary of MJKK. MSFJ is not a Nationally Recognized Statistical Rating Organization ("NRSRO"). Therefore, credit ratings assigned by MSFJ are Non-NRSRO Credit Ratings. Non-NRSRO Credit Ratings are assigned by an entity that is not a NRSRO and, consequently, the rated obligation will not qualify for certain types of treatment under U.S. laws. MJKK and MSFJ are credit rating agencies registered with the Japan Financial Services Agency and their registration numbers are FSA Commissioner (Ratings) No. 2 and 3 respectively.

MJKK or MSFJ (as applicable) hereby disclose that most issuers of debt securities (including corporate and municipal bonds, debentures, notes and commercial paper) and preferred stock rated by MJKK or MSFJ (as applicable) have, prior to assignment of any rating, agreed to pay to MJKK or MSFJ (as applicable) for appraisal and rating services rendered by it fees ranging from JPY200,000 to approximately JPY350,000,000.

MJKK and MSFJ also maintain policies and procedures to address Japanese regulatory requirements.

## CLIENT SERVICES

Americas	1-212-553-1653
Asia Pacific	852-3551-3077
Japan	81-3-5408-4100
EMEA	44-20-7772-5454