




# ENL SUMMER PROGRAM 2018

PRESENTED BY: MARY LYONS, CHRISTINA  
MARINO & ROBERT NEIDIG



# DAILY WRITING

"WRITING IS AN EXPLORATION.  
YOU START WITH NOTHING AND  
LEARN AS YOU GO." E.L. DOCTOROW



# BASIC ENGLISH SKILLS

**"COMING TOGETHER IS A BEGINNING; KEEPING TOGETHER IS PROGRESS;  
WORKING TOGETHER IS SUCCESS."**

**HENRY FORD**

- + Foundations
- + High Frequency / Sight Words
- + Calendar / Weather  
(days of the week, months  
of the year, seasons)








# READERS THEATER!

"LANGUAGE ACQUISITION PROCEEDS BEST WHEN THE INPUT IS NOT JUST COMPREHENSIBLE, BUT REALLY INTERESTING, EVEN COMPELLING; SO INTERESTING THAT YOU FORGET YOU ARE LISTENING TO OR READING ANOTHER LANGUAGE." STEPHEN KRASHEN



# SOCIAL INTERACTION



"NEITHER COMPREHENSION NOR  
LEARNING CAN TAKE PLACE IN AN  
ATMOSPHERE OF ANXIETY."  
ROSE KENNEDY






# SPECIAL EVENTS



“LEARN EVERYTHING YOU CAN, ANYTIME  
YOU CAN, FROM ANYONE YOU CAN; THERE  
WILL ALWAYS COME A TIME WHEN YOU WILL  
BE GRATEFUL YOU DID.”  
—SARAH CALDWELL



# HANDS ON

"I HEAR AND I FORGET. I SEE AND I REMEMBER.  
I DO AND I UNDERSTAND." CONFUCIUS








**FIELD DAY CELEBRATION**  
"ALONE WE CAN DO SO LITTLE;  
TOGETHER WE CAN DO SO MUCH."  
**HELEN KELLER**








## I-READY ADAPTIVE DIAGNOSTIC

TAILORED  
DIFFERENTIATED  
INSTRUCTION



SUPPORTS  
ALL  
LEARNERS



# I-READY TOUR

*i-Ready* is an integrated blended learning program that saves teachers time and personalizes learning for all students.

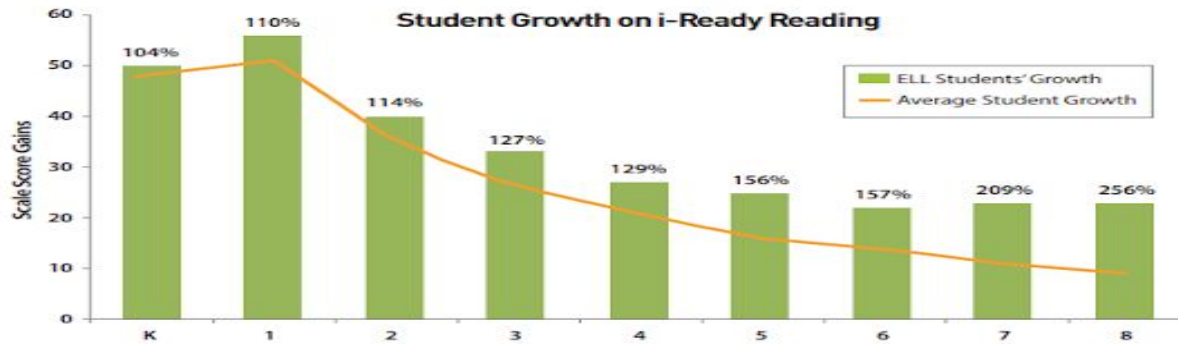




# I-READY AND THE ELL STUDENT

## Growth in ELL Students Exceeds Average Student Growth

The charts below show ELL students' growth on *i-Ready* Diagnostic during the 2013–2014 school year. The green bars show the average growth of all ELL students who had at least 25 weeks between their first and last Diagnostic (sample size ranges from 800 to 3.5K across grades and subjects). The orange line is the average student growth in *i-Ready* based on the national sample. The % shown is students' growth relative to the average growth. ELL students exceeded the average student growth in all comparisons<sup>1</sup>.



# QUESTIONS

---

